



Measurement parameter

- Calorific value / Heating value
- Wobbe-Index
- Specific density
- CARI, air requirement

Applications

- LNG-Terminals
- Offshore Process gas regulation
- Fuel regulation for gas turbines



CWD2005 SPC



Outdoor Calorimeter with type approval for operation in hazardous area

The combustion calorimeters of the **CWD2005 (Calorimetry, Wobbe-Index, Specific Density)** device series are used to determine the gas quality and the associated measured quantities:

- Calorific value/Heating value
- Wobbe-Index
- Specific density
- CARI, air requirement

The **CWD2005 SPC (System Purge Certified)** is an outdoor variant of the CWD2005 for use in hazardous area (Class I Division 2 Groups B, C, D, T4). SGS North America (SGS: Société Générale de Surveillance) carries out individual device-specific testing and confirms conformity with the following standards:

- NFPA 496, 2013 and
- ANSI/ISA 1212.01

It is typically used for flare gas combustion, control of gas turbines and fuel control in refineries and petrochemical plants.




Figure 1: CWD2005 SPC

Typical measuring ranges of CWD2005 SPC

Gas type	Measuring range [MJ/m ³]	Max. Inlet pressure [mbar]	Wobbe-Index accuracy [± % MBE]	Typical gas consumption [l/h]
Flare gas	0 – 15	40	2.0	40
Blast furnace gas	3.5 – 6	40	3.0	170
Converter gas	4.5 – 9	40	1.5	140
Mixed gas	5 – 10	40	2.0	140
Coke oven gas	15 – 30	40	1.5	60
Biogas	25 – 35	40	1.0	70
Natural gas	25 – 48	20	1.0	25
Refinery gas	25 – 50	40	1.5	25
LPG	40 – 90	20	1.5	15

Table 1: Typical measuring ranges

Direct and continuous determination of gas quality by combustion calorimeter has been a proven, high-accuracy measurement principle for more than 60 years (see Table 1). During combustion of a defined gas volume, all gas components are thermally converted. The energy released in the process is proportional to the Wobbe-Index. The specific density of the gas is measured simultaneously so that the heating value can be calculated from these two values.

Because it also measures unexpected and unknown gas components, the CWD2005 SPC can be used with a rapidly changing gas composition, such as in the case of residual gases of chemical processes or synthetic gases in the steel industry.

In addition, the system provides a high level of safety in the event of a process shutdown or interruption of the gas supply by extinguishing its flame after a maximum of 10 seconds.

System design




Figure 2: CWD2005 SPC system design

- 1 Protective enclosure vent
- 2 CWD2005 PLUS combustion calorimeter
- 3 Connection boxes for voltage supply and signal cable
- 4 Main switch
- 5 Connection compressed air supply - purge air
- 6 Protective enclosure
- 7 Inlet for process gas and calibration gas

The central component is the CWD2005 PLUS combustion calorimeter that is mounted in a pressurized protective enclosure purged with compressed air.

Additional components of the CWD2005 SPC are:

- Connection boxes (approval: IECEx, ATEX)
- Ventilation system for the protective enclosure
- Manometer and pressure switch on the protective enclosure
- Compressed air supply and ball valve.

The operator control unit comprises the central controller, display and keyboard and is connected to two electronic modules via an internal device bus. The measurement module collects the measurement data and the I/O module undertakes the external communication.

The software is based on a real-time operating system. It is structured in various menu levels that are reached using softkeys.

The device is equipped with one (optionally two) separate calibration gas supply (or supplies) for calibration. Time-controlled calibration is possible.

Technical data for CWD2005 SPC

Weight	Up to approx. 250 kg
Dimensions	
W x H x D [mm]	1150 x 2000 x 600
Degree of protection	IP 64 (Nema4X)
Ex classification	Class I, Div. 2, Group B, C, D, T4
Ambient temperature	-20 – 45 °C
Ambient humidity	0 – 95% relative
External pressure	800 – 1100 hPa (0.8 – 1.1 bar)
Supply pressure of gas	30 – 40 mbar
Process gas supply	max. 2
Calibration gas supply	max. 2
Carrier gas supply	max. 1
Relative gas humidity	≤ 95%, condensate-free
Supply temperature of gas	max. 45 °C
Instrument air consumption	30 m ³ /h (standard conditions)
Instrument air pressure	min. 5 bar, max. 10 bar
Voltage	240 VAC, 50/60 Hz 110 VAC, 60 Hz
Interfaces	3 x relay; RS232; 4 – 20 mA; Fieldbus; Profibus DP; Profinet IO; Modbus RTU/TCP; Industrial Ethernet
T90 display time	15 s
Certifications/ Conformity	NFPA 496, 2013; ANSI/ISA 1212.01
Approval Connection box	IECEx PTB 09.0048 PTB ATEX 1108

Table 2: Technical data for CWD2005 SPC



About UNION Instruments

UNION Instruments GmbH, founded in 1919, is a specialized supplier of measuring instruments in the areas of calorimetry and gas composition. Its user and customer base includes biogas producers, the chemical industry, and energy and water suppliers. The company has its headquarters in Karlsruhe and a subsidiary in Lübeck. With 30 international distributors, UNION Instruments operates worldwide. The company's core businesses include development and production as well as maintenance, service, and support.

Our service performance



Support

The **UNION-hotline** helps to solve all inquiries and urgent issues fast and easy. Device specific concerns can be solved worldwide within minutes by direct communication via TEAMVIEWER.



Original spare parts

Original spare parts for the majority of UNION's products are on stock directly at site and ready for dispatch within a few hours.



Software

For read-out of measurement and calibration data a device-specific software is available for our clients. In addition to the graphic display of measurement data its export in several database formats is possible.



Training

UNION offers individual in-house training or on-site seminars for installation, use and maintenance of our devices even at the customer's premises. Training is individually adapted to the client's requirements.



Repair service

A global service for inspection, maintenance and repair of our devices and systems is provided directly by UNION and via its distributors.



Certification

Since 20 years we have implemented the ISO9001 system. UNION's products are certified to ATEX and UL/CSA directives accordingly. Industrial safety "**Safety with System**" is part of UNION's company policy.



Engineering

In the last decades UNION compiled a very high level to the state of the art that covers many market segments. So a wide range of possible solution approaches is on-hand.



Calibration

As part of maintenance and service UNION provides the validation and re-calibration of measuring devices in conformity with certified custody transfer instruments and / or traceable perpendicular.

www.union-instruments.com

UNION Instruments GmbH ■ Zeppelinstrasse 42, 76185 Karlsruhe, Germany
Phone: +49 (0) 721-68 03 81 0 ■ Fax: +49 (0) 721-68 03 81 33
E-Mail: info@union-instruments.com